

SUBSIDIOS EJECUTADOS AÑO 2018, POR REGIONES

en miles de pesos

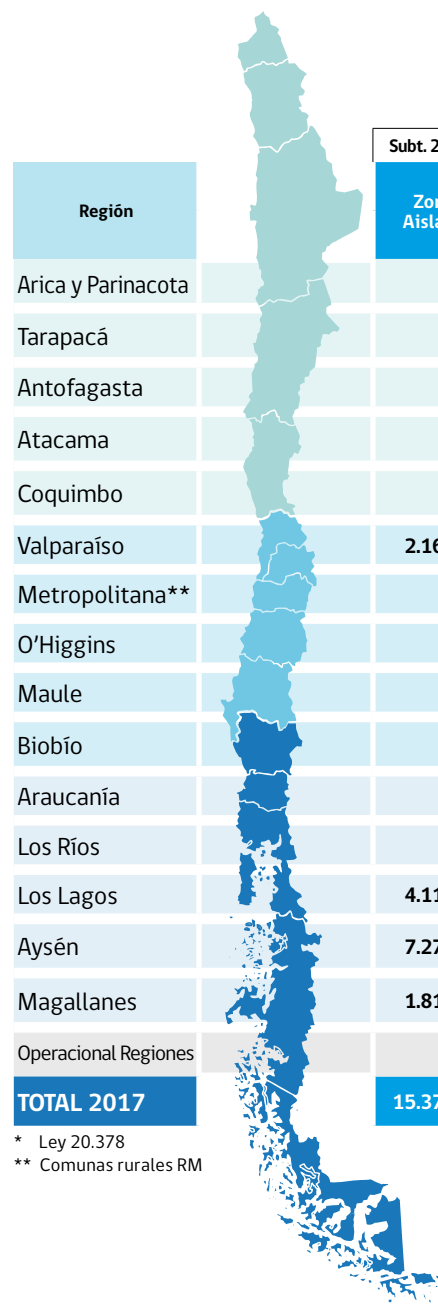
Región	Subt. 24-511	Subt. 24-01 512 regiones												Subt. 31-01	Subt. 33	TOTAL
	Zonas Aisladas	Zonas Licitadas	Zonas Licitadas	Zonas no Licitadas	Programa de Apoyo Al Transporte Regional (Art. 5a*)									Iniciativas de Inversión	Transferencias de Capital	
		(Art. 3b*)	Perímetros	(Art. 4a*)	Zonas Aisladas	Zonas Extremas	Transporte Escolar	Otros Programas	Operación	Servicio Elecciones	Conectividad Rural	TNE EXT	Art.5 (3 UTM)	002	33-01	
Arica y Parinacota				293.271	183.196		674.222			9.279	25.815	155.453	33.478			1.374.714
Tarapacá		1.755.671			432.617		204.101			1.007	36.810	400.611	47.855			2.878.673
Antofagasta		3.953.035		243.979	418.015		276.494			1.338	421.507	1.217.227	120.782	433.195		7.085.573
Atacama				412.200	239.036		575.106			3.958	347.666	131.880	21.768	193.357		1.924.970
Coquimbo				2.109.831	581.875		657.944			19.691	603.098	1.043.023	125.144	195.839		5.336.445
Valparaíso	2.019.670	18.112.777		1.020.683	499.218		1.410.680			11.404	157.828	4.517.701	446.253	572.504	1.948.655	30.717.372
Metropolitana**					80.286		2.341.379	315.575		7.243	253.792	1.242.893	244.275		1.046.192	5.531.634
O'Higgins		1.141.651		467.300	358.642		2.301.972	200.000		15.318	422.844	780.358	121.883	226.504		6.036.472
Maule				2.946.549	1.179.860		3.186.188			19.358	220.955	2.123.736	276.376			9.953.022
Biobío	54.665	13.705.883		2.355.831	3.250.630		1.691.612			21.526	399.774	4.681.497	461.223	195.220	3.716.971	30.534.832
Araucanía		99.773	262.857	2.475.456	3.517.448		3.892.213	222.000		79.521	1.359.883	1.742.241	205.376	1.215.331		15.072.100
Los Ríos				1.384.270	4.053.776		2.753.056			19.440	200.267	630.350	83.906	109.531		9.234.595
Los Lagos	2.643.334		121.827	2.478.856	19.216.636		4.840.810	367.863		119.026	705.682	1.361.353	217.869	322.098		32.395.355
Aysén	6.784.131			33.037	1.917.097		450.361			13.054	249.817	18.735	6.660			9.472.890
Magallanes	2.024.157				3.113.602	2.576.996	303.399	80.000		7.832	279.384	40.981	8.442			8.434.794
Operacional Regiones									1.738.474							1.738.474
TOTAL 2018	13.525.957	38.768.791	384.685	16.221.264	39.041.933	2.576.996	25.559.535	1.185.438	1.738.474	348.995	5.685.121	20.088.039	2.421.291	3.463.579	6.711.818	177.721.916

* Ley 20.378

** Comunas rurales RM

SUBSIDIOS EJECUTADOS AÑO 2017, POR REGIONES

en miles de pesos

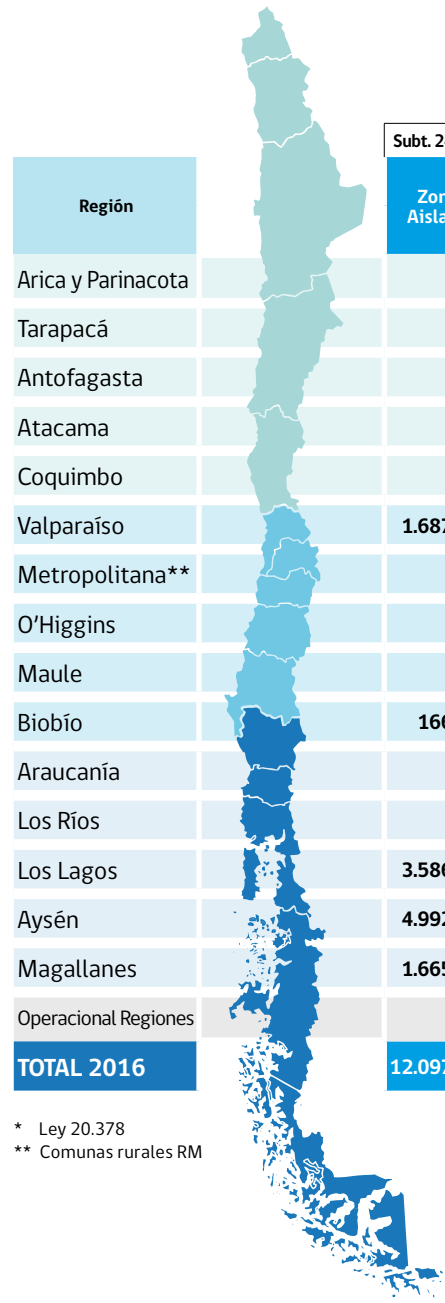


Región	Subt. 24-511	Subt. 24-01 512 regiones												Subt. 31-01	Subt. 33	TOTAL	
	Zonas Aisladas	Zonas Licitadas	Zonas Licitadas	Zonas no Licitadas	Programa de Apoyo Al Transporte Regional (Art. 5a*)								Subtotal 512	Iniciativas de Inversión	Transferencias de Capital		
		(Art. 3b*)	Perímetros	(Art. 4a*)	Zonas Aisladas	Zonas Extremas	Transporte Escolar	Otros Programas	Operación	Servicio Elecciones	Conectividad Rural	TNE EXT		Art.5 (3 UTM)	002		33-01
Arica y Parinacota				341.750	150.759		655.054	130.000		9.279	22.282	145.659	34.706	1.489.490			1.489.490
Tarapacá		1.732.104			404.161		135.281	180.000		1.007	13.885	410.272	49.063	2.925.773			2.925.773
Antofagasta		3.868.781		332.716	370.669		258.546	75.000		880	87.587	1.164.654	119.312	6.278.145	103.410		6.381.555
Atacama				364.458	210.303		318.237			105.329	76.335	123.495	32.616	1.230.772			1.230.772
Coquimbo				2.107.260	540.184		374.710	453.000		15.756	385.205	979.219	101.331	4.956.665			4.956.665
Valparaíso	2.164.857	16.312.521		1.055.213	479.837		927.927	535.000		8.239	103.773	4.336.857	435.293	24.194.659	1.419.337	1.883.257	29.662.109
Metropolitana**					57.626		2.201.452	372.583		2.859	113.055	2.033.657	110.949	4.892.180	32.938	1.011.081	5.936.199
O'Higgins		1.030.665		516.815	375.654		2.046.406	80.000		11.614	226.657	722.911	278.069	5.288.792	500		5.289.292
Maule				3.143.915	1.035.321		2.660.539	230.000		17.380	128.442	1.983.121	495.228	9.693.946			9.693.946
Biobío		11.900.113		2.460.323	3.161.709		1.441.487	1.533.000		26.119	294.310	4.491.362	209.353	25.517.776	211.763	3.592.227	29.321.765
Araucanía		138.527	165.341	2.809.563	2.971.341		3.068.572	1.605.916		73.469	1.045.537	1.630.705	205.590	13.714.560	1.605.731		15.320.291
Los Ríos				1.382.272	2.758.703		2.504.281	144.900		18.894	137.815	588.810	10.593	7.546.267	752.779		8.299.046
Los Lagos	4.118.354			2.140.185	10.139.282		4.097.550	1.468.344		100.966	422.730	1.279.255	9.199	19.657.510	812.504		24.588.369
Aysén	7.276.177			26.764	1.743.779		397.862	869.804		10.254	196.032	17.329	242.387	3.504.212			10.780.388
Magallanes	1.819.244			2.221	2.558.843	2.573.381	121.516	852.935		6.440	126.283	38.416	77.358	6.357.392			8.176.635
Operacional Regiones									1.668.027					1.668.027			1.668.027
TOTAL 2017	15.378.631	34.982.711	165.341	16.683.453	26.958.171	2.573.381	21.209.418	8.530.481	1.668.027	408.485	3.379.928	19.945.722	2.411.047	138.916.164	4.938.963	6.486.564	165.720.323

* Ley 20.378
 ** Comunas rurales RM

SUBSIDIOS EJECUTADOS AÑO 2016, POR REGIONES

en miles de pesos




Región	Subt. 24-511	Subt. 24-01 512 regiones											Subt. 31-01	Subt. 33	TOTAL		
	Zonas Aisladas	Zonas Licitadas	Zonas Licitadas	Zonas no Licitadas	Programa de Apoyo Al Transporte Regional (Art. 5a*)								Subtotal 512	Iniciativas de Inversión		Transferencias de Capital	
		(Art. 3b*)	Perímetros	(Art. 4a*)	Zonas Aisladas	Zonas Extremas	Transporte Escolar	Otros Programas	Operación	Servicio Elecciones	Conectividad Rural	TNE EXT		Art.5 (3 UTM)		002	33-01
Arica y Parinacota				267.097	166.212		491.314	155.000		10.648		131.328	35.786	1.257.386			1.257.386
Tarapacá		1.698.984			360.250		79.963	160.000				408.513	54.721	2.762.431	5.969		2.768.400
Antofagasta		3.695.836		500.736	314.796		192.149	145.756		865	22.332	1.068.415	127.099	6.067.984			6.067.984
Atacama				380.010	304.941		214.122	205.000			9.531	124.387	33.868	1.271.859	107.561		1.379.420
Coquimbo				2.127.480	531.495		296.461	75.000			255.915	916.904	109.970	4.313.224	722.190		5.035.415
Valparaíso	1.687.023	15.953.675		1.325.352	411.860		446.335	100.000		4.276	8.431	4.074.926	460.819	22.785.674	1.212.421	6.323.297	32.008.414
Metropolitana**					55.286		1.943.906	600.000		4.433	52.152	1.323.703	257.916	4.237.395	512.336	998.665	5.748.396
O'Higgins		977.203		440.767	470.018		1.973.741	460.000		8.346	86.504	727.222	119.151	5.262.953	826.747		6.089.700
Maule				3.151.832	902.495		1.805.180			11.480	92.220	1.790.178	294.782	8.048.166			8.048.166
Biobío	166.057	11.489.568		4.466.679	2.452.726		1.164.281	1.744.170		6.680	160.676	4.411.384	523.348	26.419.512	294.645	3.548.117	30.428.331
Araucanía		47.070	45.575	3.159.908	2.719.370		2.500.688	437.318		71.454	653.302	1.513.201	221.150	11.369.036	2.498.743		13.867.780
Los Ríos				1.245.754	2.116.222		2.380.868			18.752	106.818	504.650	81.854	6.454.918	1.388.390		7.843.308
Los Lagos	3.586.742			2.185.380	8.107.290		3.451.138	944.867			231.809	1.148.184	220.211	16.288.879	2.073.866		21.949.486
Aysén	4.992.456			42.781	1.406.630		350.712			9.710	56.277	63.216	15.372	1.944.697	4.800		6.941.953
Magallanes	1.665.428			86.867	1.489.964	2.468.932	107.121	100.000		6.715	117.795	48.881	11.394	4.437.669	64.818		6.167.915
Operacional Regiones									1.672.659					1.672.659			1.672.659
TOTAL 2016	12.097.706	33.862.336		19.380.644	21.809.555	2.468.932	17.397.978	5.127.112	1.672.659	153.359	1.853.761	18.255.092	2.567.441	124.594.443	9.712.486	10.870.079	157.274.714

* Ley 20.378

** Comunas rurales RM

SUBSIDIOS EJECUTADOS AÑO 2015, POR REGIONES

en miles de pesos




Región	Subt. 24-511	Subt. 24-01 512 regiones										Subt. 31-01	Subt. 33	TOTAL		
	Zonas Aisladas	Zonas Licitadas	Zonas no Licitadas	Programa de Apoyo Al Transporte Regional (Art. 5a*)							Subtotal 512	Iniciativas de Inversión	Transferencias de Capital			
		(Art. 3b*)	(Art. 4a*)	Zonas Aisladas	Zonas Extremas	Transporte Escolar	Otros Programas	Operación	Conectividad Rural	TNE EXT		Art.5 (3 UTM)	002		33-01	
Arica y Parinacota			330.174	154.303		405.326					118.107	20.255	1.028.166			1.028.166
Tarapacá		1.625.656	4.723	320.298		39.026	150.000				391.706	60.766	2.592.177	116.415		2.708.591
Antofagasta		3.487.959	313.295	282.774		96.621					1.013.037	101.277	5.294.964	364.880		5.659.844
Atacama			503.962	254.189		37.071					106.996	20.255	922.474	1.015.972		1.938.446
Coquimbo			1.226.290	576.815		235.013	165.000		90.055	826.442	101.277		3.220.891	537.578		3.758.468
Valparaíso	1.741.585	14.187.736	1.271.090	303.050		124.180	394.264			3.871.857	344.342		20.496.519	4.959.968	1.811.748	29.009.820
Metropolitana**				39.381		1.751.672			96.911	1.528.481	202.554		3.619.000	1.525.225	4.505.473	9.649.698
O'Higgins		1.094.161	531.313	490.828		1.694.631			51.319	678.495	101.277		4.642.024	760.752		5.402.776
Maule			2.761.185	782.009		1.547.120			46.139	1.611.647	222.810		6.970.909			6.970.909
Biobío	502.672	11.167.581	2.734.912	1.893.539		975.538	1.800.000		114.630	4.100.350	384.853		23.171.404	1.041.088	7.951.144	32.666.308
Araucanía		43.936	1.915.585	2.643.290		1.879.543	713.594		165.793	1.357.539	162.044		8.881.324	3.089.394		11.970.718
Los Ríos	292.640		864.738	1.581.132		2.181.113			68.592	455.563	60.766		5.211.904	994.581		6.499.125
Los Lagos	3.642.761		1.627.816	6.784.946		2.342.024	793.097		107.724	1.016.108	182.299		12.854.013	2.611.798		19.108.572
Aysén	3.989.095		55.534	1.496.898		277.974			13.450	57.067	40.511		1.941.433	175.250		6.105.778
Magallanes	1.697.162		115.921	1.425.616	1.360.025	74.207				44.127	20.255		3.040.151	143.175		4.880.487
Operacional Regiones								1.501.979					1.501.979			1.501.979
TOTAL 2015	11.865.914	31.607.030	14.256.538	19.029.071	1.360.025	13.661.058	4.015.955	1.501.979	754.612	17.177.522	2.025.544		105.389.333	17.336.074	14.268.364	148.859.685

* Ley 20.378

** Comunas rurales RM

SUBSIDIOS EJECUTADOS AÑO 2014, POR REGIONES

en miles de pesos



Región	Subt. 24-511	Subt. 24-01 512 regiones									Subt. 31-01	Subt. 33	TOTAL
	Zonas Aisladas	Zonas Licitadas	Zonas no Licitadas	Programa de Apoyo Al Transporte Regional (Art. 5a*)						Subtotal 512	Iniciativas de Inversión	Transferencias de Capital	
		(Art. 3b*)	(Art. 4a*)	Zonas Aisladas	Zonas Extremas	Transporte Escolar	Otros Programas	Operación	Conectividad Rural		002	33-01	
Arica y Parinacota	0	-	189.707	135.703	-	354.492	47.550		-	727.452	52.930		780.382
Tarapacá	0	1.515.786	6.082	304.593	-	32.753	77.907		-	1.937.122			1.937.122
Antofagasta	0	3.418.527	199.582	251.756	-	96.243	321.244		-	4.287.351			4.287.351
Atacama	0	-	313.158	123.737	-	44.167	297.452		-	778.515			778.515
Coquimbo	0	-	1.400.685	557.849	-	254.711	348.974		41.837	2.604.056	20.517		2.624.573
Valparaíso	1.129.411	14.124.859	858.601	332.728	-	133.075	737.308		-	16.186.571	867.504	1.740.916	19.924.401
Metropolitana**	0	-	-	-	-	1.913.180	247.248		-	2.160.428	891.674	4.329.327	7.381.429
O'Higgins	0	944.489	331.971	480.967	-	1.935.135	215.344		32.052	3.939.960			3.939.960
Maule	0	-	2.191.294	820.117	-	1.643.819	434.084		19.420	5.108.734	231.967		5.340.702
Biobío	298.800	10.568.040	1.686.506	2.247.734	-	960.831	1.683.721		60.597	17.207.428	45.141	3.320.718	20.872.087
Araucanía	0	127.096	2.138.533	2.425.925	-	1.732.199	273.686		37.494	6.734.933	515.029		7.249.962
Los Ríos	950.749	-	827.565	1.028.856	-	2.340.343	102.435		70.809	4.370.007	2.000		5.322.756
Los Lagos	3.468.739	-	1.386.065	4.744.026	-	2.443.336	748.606		17.570	9.339.603	580.509		13.388.852
Aysén	4.092.066	-	33.797	1.354.113	-	285.825	57.048		-	1.730.784	17.565		5.840.415
Magallanes	1.637.249	-	72.507	1.172.669	867.952	70.319	22.926		-	2.206.373			3.843.622
Operacional Regiones									1.226.743	1.226.743			1.226.743
TOTAL 2014	11.577.014	30.698.797	11.636.053	15.980.774	867.952	14.240.428	5.615.535	1.226.743	279.778	80.546.061	3.224.836	9.390.962	104.738.872

* Ley 20.378

** Comunas rurales RM

SUBSIDIOS EJECUTADOS AÑO 2013, POR REGIONES

en miles de pesos

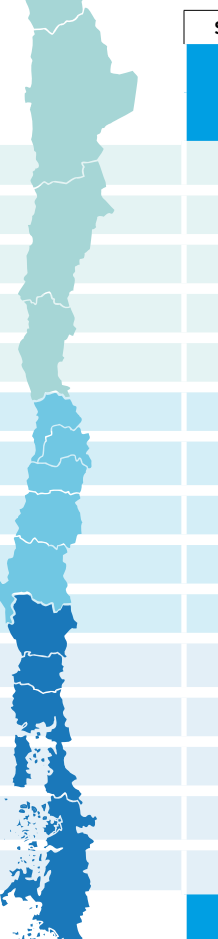
Región	Subt. 24-511	Subt. 24-01 512 regiones								Subt. 31-01	Subt. 33	TOTAL		
	Zonas Aisladas	Zonas Licitadas	Zonas no Licitadas	Programa de Apoyo Al Transporte Regional (Art. 5a*)					Subtotal 512	Iniciativas de Inversión	Transferencias de Capital			
		(Art. 3b*)	(Art. 4a*)	Zonas Aisladas	Zonas Extremas	Transporte Escolar	Otros Programas	Servicio Elecciones		Conectividad Rural	002		33-01	
Arica y Parinacota			163.599	113.054			246.597	60.000	14.490			3.974.320	4.572.060	
Tarapacá		1.374.133	5.245	261.190			29.608		3.320			169.000	1.842.497	
Antofagasta		3.483.180	172.115	217.247			74.103		2.815			400.000	4.349.459	
Atacama			270.060	72.505			39.603	140.000	2.139				524.308	
Coquimbo			1.207.919	469.159			238.860		25.655			1.800.000	3.741.593	
Valparaíso	808.000	14.518.002	740.438	250.445			111.086	493.065	6.291		16.119.326	3.656	7.394.897	24.325.879
Metropolitana**							1.741.954	1.401.552	4.429		3.147.934	1.888.500	1.572.778	6.609.212
O'Higgins		1.277.927	286.285	385.877			1.681.067	2.379.083	6.510		6.016.749	1.500	5.491.992	11.510.241
Maule			1.889.723	410.301			1.486.952		17.580		3.804.556	45.687	3.682.710	7.532.953
Biobío	75.712	10.735.376	1.454.405	1.329.441			797.368	1.574.000	15.690	7.933	15.914.213		4.000.000	19.989.925
Araucanía		127.535	1.844.223	2.041.041			1.584.495	2.761.453	58.236	3.488	8.420.471		150.000	8.570.471
Los Ríos	662.751		713.673	831.955			2.025.445		15.387	44.774	3.631.234		2.285.723	6.579.708
Los Lagos	3.062.120		1.195.311	5.086.901			2.195.627	1.220.937	59.867	1.600	9.760.243	7.269	150.000	12.979.631
Aysén	4.112.822		29.146	643.595			258.119	70.000	12.511		1.013.372		150.000	5.276.194
Magallanes	1.225.616		62.528	834.515	688.083		66.408	1.963.208	6.195		3.620.937		1.200.000	6.046.554
TOTAL 2013	9.947.021	31.516.153	10.034.671	12.947.226	688.083	12.577.291	12.063.297	251.115	57.794	80.135.632	1.946.612	32.421.420	124.450.685	

* Ley 20.378

** Comunas rurales RM

SUBSIDIOS EJECUTADOS AÑO 2012, POR REGIONES

en miles de pesos



Región	Subt. 24-511	Subt. 24-01 512 regiones							Subt. 33-02	TOTAL
	Zonas Aisladas	Zonas Licitadas	Zonas no Licitadas	Programa de Apoyo al Transporte Regional (Art. 5a*)				Subtotal 512	Transferencia a Subdere	
		(Art. 3b*)	(Art. 4a*)	Zonas Aisladas	Zonas Extremas	Transporte Escolar	Otros Programas		(Art. 5b*)	
Arica y Parinacota	0	0	232.632	99.538	0	138.170	49.924	520.263	3.048.000	3.568.263
Tarapacá	0	1.264.782	4.449	274.351	0	0	1.905.722	3.449.305	1.000.000	4.449.305
Antofagasta	0	3.375.688	168.263	219.227	0	55.550	1.811.772	5.630.500	1.386.000	7.016.500
Atacama	0	0	284.787	64.307	0	39.146	505.145	893.385		893.385
Coquimbo	0	0	1.468.114	481.947	0	255.736	1.483.238	3.689.034	596.000	4.285.034
Valparaíso	736.422	13.710.632	490.688	159.152	0	98.785	1.111.422	15.570.678	2.000.000	18.307.100
Metropolitana**	0			0	0	1.969.265	1.331.994	3.301.259		3.301.259
O'Higgins	0	1.366.118	109.321	393.087	0	2.450.519	641.990	4.961.035	8.491.000	13.452.035
Maule	30.000	0	2.050.576	760.813	0	1.623.843	1.437.648	5.872.880	4.075.000	9.977.880
Biobío	0	10.450.394	900.161	2.018.938	0	877.980	4.469.885	18.717.359	4.712.000	23.429.359
Araucanía	0	63.513	2.033.754	1.767.785	0	1.599.479	1.751.823	7.216.355		7.216.355
Los Ríos	717.734	0	1.055.568	745.696	0	2.157.429	1.460.579	5.419.272	1.000.000	7.137.006
Los Lagos	1.856.722	0	1.449.821	4.345.736	0	2.374.642	1.314.472	9.484.671	7.072.000	18.413.393
Aysén	4.962.919	0	6.648	0	0	201.620	595.588	803.857		5.766.775
Magallanes	1.417.643	0	78.164	518.816	580.585	53.698	495.625	1.726.888	2.600.000	5.744.531
TOTAL 2012	9.721.440	30.231.127	10.332.947	11.849.393	580.585	13.895.861	20.366.827	87.256.740	35.980.000	132.958.180

* Ley 20.378

** Comunas rurales RM

SUBSIDIOS EJECUTADOS AÑO 2011, POR REGIONES

en miles de pesos

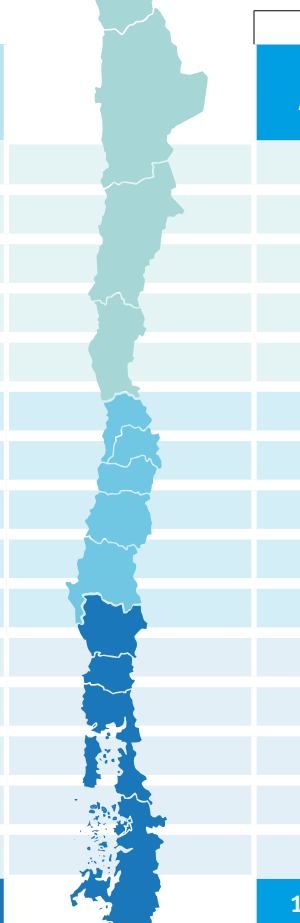
Región	Subt. 24-511	Subt. 24-512 regiones						Subt. 33	TOTAL	
	Zonas Aisladas	Zonas Licitadas	Zonas no Licitadas	Programa de Apoyo al Transporte Regional (Art. 5a*)			Subtotal 512	Transferencia a Subdere		
		(Art. 3b*)	(Art. 4a*)	Zonas Aisladas	Zonas Extremas	Transporte Escolar		Otros Programas		(Art. 5b*)
Arica y Parinacota			4.764	94.647		23.499	3.573.267	3.696.177	653.449	4.349.626
Tarapacá		1.150.770	3.431	222.981		0	298.566	1.675.748	749.245	2.424.993
Antofagasta		2.385.858	129.442	112.139		60.787	809.783	3.498.009	982.482	4.480.491
Atacama			219.585	33.141		35.582	595.642	883.950	845.650	1.729.600
Coquimbo			1.132.809	288.582		155.974	886.198	2.463.562	1.186.897	3.650.459
Valparaíso	656.679	12.832.365	385.743	108.592		45.717	10.457.138	23.829.555	5.361.068	29.847.302
Metropolitana**		338.037				995.298	1.002.538	2.335.873	2.856.432	5.192.305
O'Higgins		869.299	84.923	299.239		1.819.752	1.306.964	4.380.177	2.228.333	6.608.510
Maule	238.321		1.590.322	302.506		1.445.465	2.177.366	5.515.659	1.658.716	7.412.696
Biobío		9.533.368	693.377	1.063.475		619.524	7.184.274	19.094.018	7.035.867	26.129.885
Araucanía	995.179		1.577.292	283.159		1.271.495	3.426.241	6.558.187	1.862.017	9.415.384
Los Ríos	769.720		991.710	571.397		1.623.166	1.131.801	4.318.074	958.898	6.046.692
Los Lagos	1.611.301		1.180.359	3.013.052		1.699.825	1.537.003	7.430.239	4.205.737	13.247.277
Aysén	4.094.851		5.216			166.650	262.089	433.955	1.342.849	5.871.655
Magallanes	1.685.038		67.497		352.354	46.879	853.066	1.319.796	972.360	3.977.194
TOTAL 2011	10.051.089	27.109.695	8.066.470	6.392.912	352.354	10.009.612	35.501.936	87.432.979	32.900.000	130.384.068

* Ley 20.378

** Comunas rurales RM

SUBSIDIOS EJECUTADOS AÑO 2010, POR REGIONES

en miles de pesos



Región	511				Art. 5a) 512				Subt. 33-02	TOTAL
	Zonas Aisladas	(Art. 3b)	(Art. 4)	(Art. 4b)	Zonas Aisladas	Transporte Escolar	Zonas Extremas	Otros	(Art. 5b)	
Arica y Parinacota	55.400		222.928	127.915	41.053			440.000	800.000	1.687.296
Tarapacá	79.500	975.783	-	13.445	58.909			2.835.000	800.000	4.762.637
Antofagasta	81.686		94	84.182	6.000			268.900	2.200.000	2.640.862
Atacama	14.475		160.455	178.693	15.265			4.430.125	800.000	5.599.013
Coquimbo	85.428		916.110	468.087	82.134			2.458.454	4.100.000	8.110.213
Valparaíso	743.213	8.878.176	193.803	539.920	26.235			1.734.000	5.500.000	17.615.347
Metropolitana*	1.218.406	149.143	-	540.881	-			-	4.500.000	6.408.430
O'Higgins	133.078	535.963	5.949	498.915	58.960	10.107		2.544.384	1.934.755	5.722.111
Maule	509.234		486.188	808.243	10.429			2.495.115	4.685.000	8.994.209
Biobío	218.001	7.023.033	631.876	1.099.438	106.910			7.353.000	8.800.000	25.232.258
Araucanía	483.261		749.401	785.138	171.220			4.577.500	5.000.000	11.766.520
Los Ríos	1.155.623		378.196	314.116	142.158	1.298		5.809.414	3.185.000	10.985.805
Los Lagos	1.414.596		597.886	587.531	1.190.168			3.820.504	2.500.000	10.110.685
Aysén	3.524.395		4.227	61.266	-			284.750	200.000	4.074.638
Magallanes	1.652.811		6.321	66.260	-		229.136	285.955	180.000	2.420.483
TOTAL 2010	11.369.106	17.562.099	4.353.434	6.174.030	1.909.441	11.405	229.136	39.337.101	45.184.755	126.130.507

* Comunas rurales RM